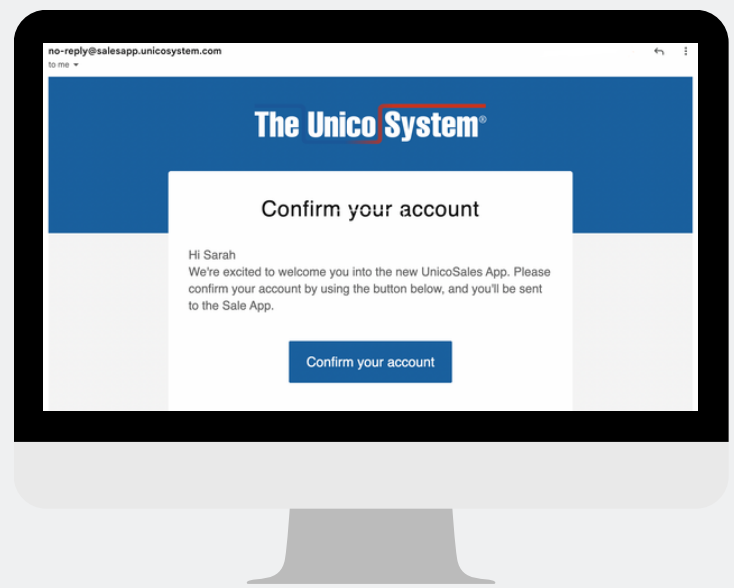


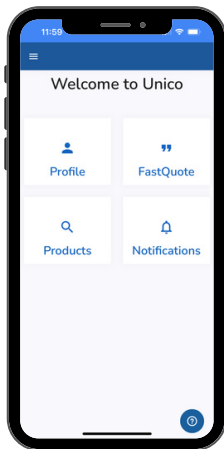
Getting the UnicoSales App



Step 1

Accept Your Invite

1. Once you get your email invitation, hit the “confirm your account button”
2. You’ll be pulled to a new window where you’ll be prompted to choose and confirm a password.



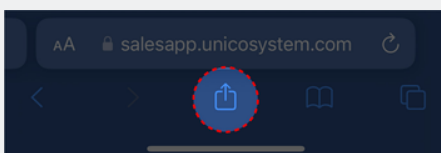
Step 3

Mobile Access

1. From your phone/tablet browser, type in the UnicoSales app url:
 - salesapp.unicosystem.com
2. Log in using your credentials as created in Step 1
3. Follow the instructions below to get the app directly on your mobile device.

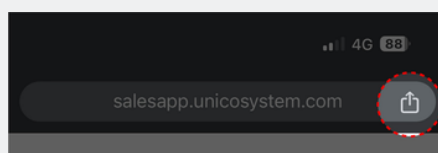
iPhone – Safari

1. At the bottom of the screen, press the box with an arrow under the address bar
2. Scroll down and press “Add to Home Screen”
3. Press done



iPhone – Google Chrome

1. In the right of the address bar at the top of the screen, press the box with an arrow
2. Scroll down and press “Add to Home Screen”
3. Press done



Android – Google Chrome

1. Tap the menu icon (3 dots in upper right-hand corner) and tap “Add to home screen”
2. Press done

